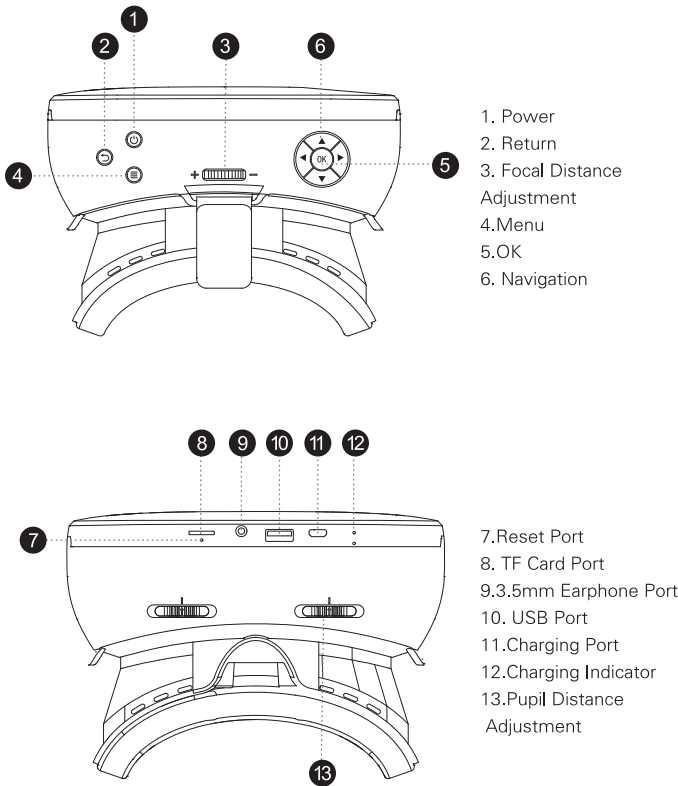


1.Production Introduction

Thanks for choosing VR SHINECON 3D high definition virtual reality All-In-One device.SC-AIO1 is the professional, portable 3D media player which supports 2D/3D Videos, online playing, and 3D video game.

2. Button Layout



Main Function Introduction:

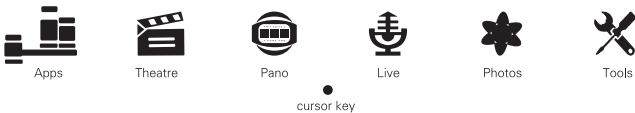
- 1.Power : long press(3-5 seconds) for turning on and turning off,short press for Sleep Mode/Play at working condition.
- 2.Return : short press for return.
- 3.Focal Distance Adjustment: slide the button for focus distance adjust ment.
- 4.Menu : short press for brightness,volume,shut,long press for screen adjustment.
- 5.OK : short press for entering the main menu or sub-menu, short press for locking/unlocking the screen while watching film. Combine OK with the cursor to adjust the brightness, volume and return while the screen is unlocked.
- 6.Navigation :short press Left,Right,Up,Down for choosing items,short press Left/Right for choosing the pictures and Up/Down for enlarge and narrow the pictures.
- 7.Reset: short press the Reset button for reset while the device failed working.
- 8.TF card Port: please pay attention to the direction when inserting the TF card.
- 9.3.5mm Earphone Port: for plugging in the earphones.
- 10.USB Port: USB extension, support wired / wireless.
- 11.Charger Port: For charging and data transmission(Copy files from the computer to the device; OTGUSB disk interface)
- 12.Charging Indicator : Indicates the charging status.
- 13.Pupil Distance Adjustment : adjust the buttons for Pupil Distance Adjustment.

3.Product Parameters

- CPU: 8 Cores @ 2.0 GHz
- GPU: SGX544 Dual Core
- RAM: 2G
- ROM: 16G
- 9 axis gyroscope and optical sensor inside
- Sensor: Gravity acceleration sensor& optical sensor
- OTG: support SGHC/SDXC, USB port support OTG
- Wi-Fi: support
- Bluetooth: support Bluetooth earphone & Bluetooth remote controller
- Screen: 5.5 inches LCD screen
- Resolution: 1920*1080P
- Battery : 3200mAh
- Speaker: support

4.Operation Instruction

- 1.Please charge the device before using it.
- 2.Long press the POWER about 3-5 seconds for turning on.



- 3.Use the cursor to select functions of local file, online theater, panoramic OL, pictures, tools etc and press OK for entering.
- 4.Enter the APPs for local videos and local apps, enter THEATHRE for online resources,enter PANO for panoramic resources,enter LIVE for on line singing,enter PHOTOS for viewing pictures,enter TOOLS for settings.
- 5.Enter the SETTINGS for Wi-Fi&Bluetooth connection,brightness,volume,language,theme,time,account information ect.

Warm Tips:

- Please consult the doctor before using the device while you are pregnant or weak.
- Please have a rest while you feel uncomfortable.
- Please sit in the most comfortable way and have a rest every 30 minutes at least.
- Please pay attention to the problems (such as sight problems) happened to the children caused by using the device.

5.Warranty Conditions:

- 1.To return or change the product is allowed while there is any quality problem with the device 7 days after the purchase.
- 2.To change a new product is allowed while there is any quality problem with the device 15 days after the purchase.
- 3.The product have up to three month manufacture' s warranty for free from the date of purchase.

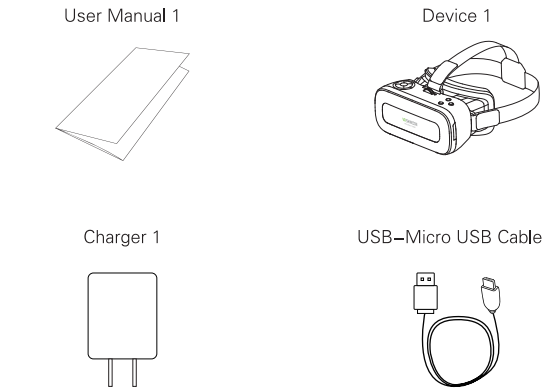
Attentions

- Please keep all the packaging, accessories while returning or changing the device, please contact us by Wechat,Service Numbers or Website.

Exclusions of Warranty

- 1.The invoice is not in the valid time or conditions beyond the warranty.
- 2.Damages caused by improper use/maintenance/storage.
- 3.Damages caused by fire, floods, lightning and war.
- 4.Damages caused by unauthorized disassemble, modification.
- 5.The device failed working caused by user' s personal charger or limitation of the Internet.

Thank you for choosing VR SHINECON,
please check the packing list:



VR SHINECON

Thank you for choosing VR SHINECON,please carefully fill the service card as below to ensure your legal rights.

Product Item: _____

Serial Number: _____

Date of Purchase: _____

Purchaser' s Name: _____

Purchaser' s Phone No.: _____

Purchaser' s Country: _____

Purchaser' s Address: _____

Dealer: _____

Dealer' s Address: _____

Dealer' s Phone No.: _____

Web: _____

Return Reason: _____

The content of the service card shall not be revised,please reserve the card help to ensure your legal rights.We would reserve all the right for the final explanation.

产品售后服务凭证卡 / Service

感谢您对VR SHINECON产品的信任和支持,我们将竭诚为您提供服务,请填写相关条目,以确保您的合法权益。

产品型号: _____

序列号: _____

购买日期: _____

客户姓名: _____

客户电话: _____

国家: _____

客户地址: _____

经销商名称: _____

经销商地址: _____

经销商电话: _____

网址: _____

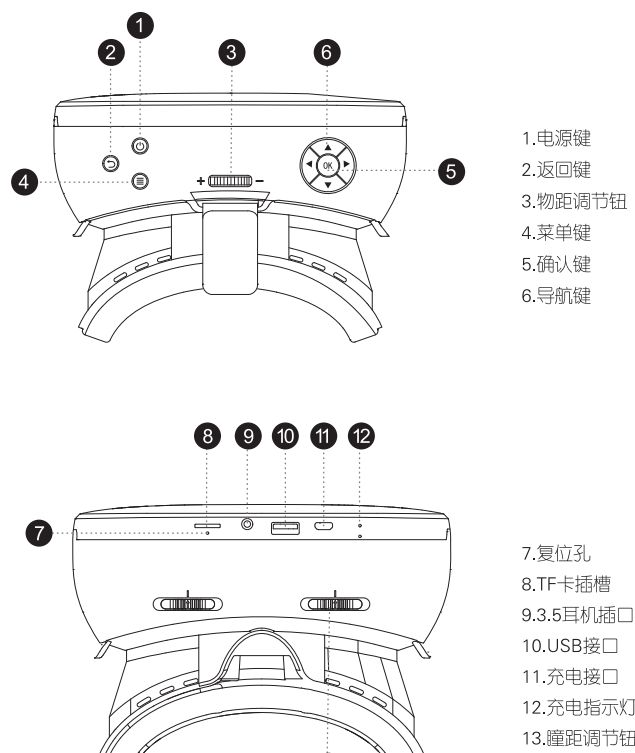
退换货原因: _____

此售后服务卡是VR SHINECON 服务凭证, 内容不得擅自涂改, 请妥善保管。
以维护您的合法权益。出品方为VR SHINECON

1.产品简介

感谢您使用《VR Shinecon》出产的3D高清虚拟现实一体机! SC-AIO1是一款专业的移动便捷式3D播放器, 不仅可以支持本地2D、3D视频, 还可以支持在线播放。同时支持3D游戏功能。

2.基本功能介绍



主要功能介绍

- 1.电源键: 长按3-5秒开关机(工作状态下单击进入休眠模式再单击可唤醒屏幕)
- 2.返回键: 单击返回上一个操作或前一个操作界面。
- 3.物距调节钮: 通过向左或向右旋转该装置, 可调节镜头与显示屏的距离, 从而来调焦距。
- 4.菜单键: 单击菜单键快速调出快捷菜单如(亮度调节, 音量调节或关闭应用) 长按菜单键显示屏幕对齐正前方。
- 5.确认键: 单击进入菜单或子菜单。(观影时单击触屏, 再单击解锁, 在解锁状态下配合光标键可调整亮度, 音量和返回)
- 6.导航键: 菜单待选时用上下左右移动选择框。(在图片菜单下左右键是选择上一张和下一张图片上下键分别是放大和缩小功能)
- 7.复位孔: 机器出现异常时, 可通过复位孔还原到初始状态。
8. TF卡插槽: TF卡插入口, 使用时请注意插卡放向。
9. 3.5耳机插口: 插外置标准立体声耳机。
10. USB接口: USB 扩展, 支持有线/无线。
- 11.充电接口: 充电、数据连接使用(从电脑拷贝文件到本机; OTGUSB盘接口中)。
- 12.充电指示灯: 显示充电状态。
- 13.瞳距调节钮: 通过向左或向右拨动该装置, 来调节瞳距的位置达到最佳瞳距。

3.性能参数

- CPU:8核2.0GHz,GPU:双核SGX544;
- 2G运行内存, 16G存储容量;
- 内置9轴陀螺仪和光学感应;
- 可支持SDHC/SDXC外置扩展卡, USB接口支持OTG功能;
- 支持WiFi连接网络, 蓝牙可连接耳机或遥控器;
- 内置5.5英寸1920*1080高清LCD屏;
- 高容量电池, 可支持连续使用3.5小时以上;
- 支持外音播放功能。

4.操作说明

- 1.先用MicroUSB线给本机充满电, 充电适配器可用市面上所有手机、数码类产品的USB适配器。
- 2.长按开机键3-5秒, 即可自动进入开机状态, 待开机动画结束后即进入主菜单。



- 3.用光标键选择需要的功能: 如本地、在线影院、全景OL、唱吧VR、图片、工具。
注: 光标键可以移到你想要打开的菜单, 单击确认键就可以打开所想看的内容, 它子菜单里的功能类似。
- 4.在“本地”里面可以播放在线或本地的视频节目、“在线影院”里面可以选择打开影院的电影资源、“全景OL”里可以选择打开里面的全景资源、“唱吧VR”里可以选择打开里面的唱吧资源、图片模式里可选择打开里面的图片资源。
- 5.在工具设置菜单中蓝牙可连接手柄, 耳机、通用中可调节亮度、声音、语言、主题、时间, WLAN”选择连接WIFI, 系统可查看本机信息, 帐号可登录账户信息。

温馨提示:

- 孕妇、老人, 我们建议您使用VR一体机之前咨询医生。
- 用户佩戴VR一体机如果感到不适, 请增加休息的频率与时间。
- 建意用户在观看一体机前保持良好的坐姿, 每看30分钟至少休息一下。
- 儿童在使用VR的过程中及使用后, 成人应密切关注儿童是否在视力等方面出现退化。

5.售后服务指南

- 1.您使用千幻一体机七天内, 产品出现任何质量问题, 都可以申请退货或者为您免费更换同型号产品。
- 2.您使用千幻一体机十五天内, 产品出现任何质量问题, 都可以为您免费更换同型号产品。
- 3.我们为您的产品提供三个月的免费维修。

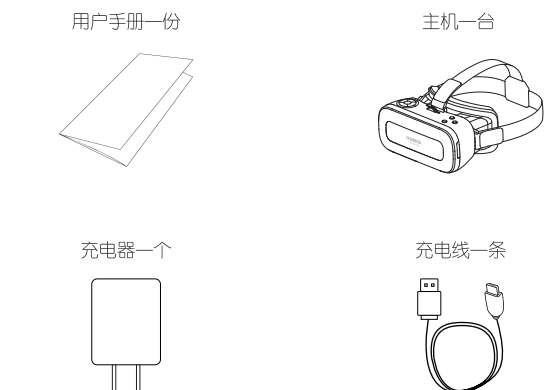
重要提示, 请您阅读

- 退换货的商品请保留商品全部的包装, 配件通过微信客服、客服电话、官方网站都可以找到我们。

以下情况不属于三包范围

- 1.缺少有效发票或者不在三包有效期内。
- 2.未按产品说明书的要求使用、维护、保管而造成的损坏。
- 3.因火灾、水灾、雷击等不可抗拒因素造成的损坏。
- 4.由于擅自拆机、改装等人为原因造成的故障。
- 5.由于用户自身充电器适配、网络环境等导致产品无法使用。

感谢您选购《VR Shinecon》产品请您先核对装箱清单



FCC STATEMENT :

This device complies with Part 15 of the FCC Rules. Operation is subject to the following two conditions:
(1) This device may not cause harmful interference, and
(2) This device must accept any interference received, including interference that may cause undesired operation.
Warning: Changes or modifications not expressly approved by the party responsible for compliance could void the user's authority to operate the equipment.

NOTE: This equipment has been tested and found to comply with the limits for a Class B digital device, pursuant to Part 15 of the FCC Rules. These limits are designed to provide reasonable protection against harmful interference in a residential installation. This equipment generates uses and can radiate radio frequency energy and, if not installed and used in accordance with the instructions, may cause harmful interference to radio communications. However, there is no guarantee that interference will not occur in a particular installation. If this equipment does cause harmful interference to radio or television reception, which can be determined by turning the equipment off and on, the user is encouraged to try to correct the interference by one or more of the following measures:
Reorient or relocate the receiving antenna.
Increase the separation between the equipment and receiver.
Connect the equipment into an outlet on a circuit different from that to which the receiver is connected.
Consult the dealer or an experienced radio/TV technician for help.

RF warning statement:

The device has been evaluated to meet general RF exposure requirement. The device can be used in portable exposure condition without restriction.