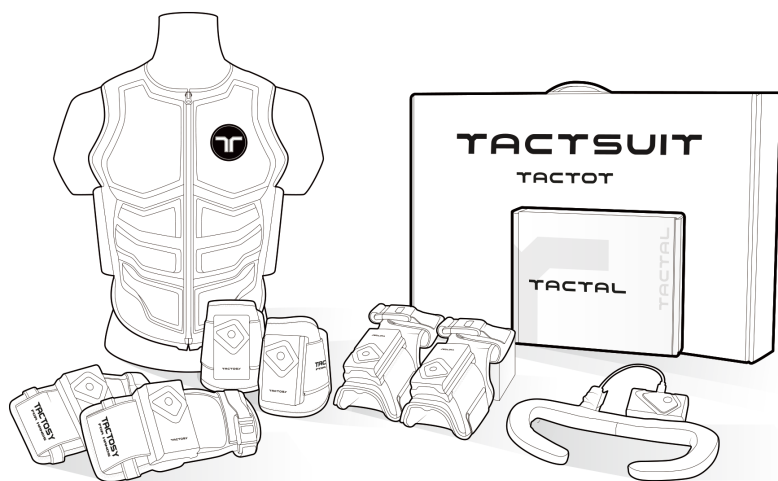


HAPTIC VEST FOR TORSO

TACTOT

A part of TactSuit Series



www.bhaptics.com

©2019 bHaptics Inc. All rights Reserved.

Table of Contents

TACTOY

Overview ● 3

- (1) General Information
- (2) Components
- (3) Component Names

Quick Start Guide ● 7

Product Usage ● 11

- (1) Check Product Status
- (2) Product Charging
- (3) PLAY

bHaptics Player ● 15

- (1) Device Pairing
- (2) Feedback Test
- (3) Audio to Haptic
- (4) Software Update
- (5) Check Device Information
- (6) Settings

Appendix ● 21

- (1) Product Specifications
 - (2) Support for Content Developers
 - (3) Health and Safety Precautions
 - (4) Product Usage Precautions
 - (5) Product Care Precautions
-



01

Overview

- (1) General Information
- (2) Components
- (3) Component Names

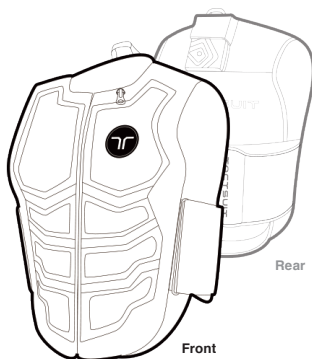




Wearable Haptic Vest

TACTOT

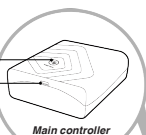
TACTOT is a wireless haptic vest that delivers feedback to the upper body in real-time for a more sensations experienced in virtual content. With a total of 40 individually controllable haptic motors, TACTOT precisely replicates the various sensations experienced in digital content in a way which users can actually feel.



*This product uses 3.65V, 8,250mAh, and 30.1Wh batteries and charges to 5V (maximum 2A).

TACTOT

Power button & LED status indicator
Charging terminal



- 1** Haptic Motor
- 2** Mesh Lining
- 3** Detachable Logo
- 4** Zipper
- 5** Main strap
- 6** Rear Velcro

Basic Components



Vest + Mesh Lining



USB-C type charging cable



Bluetooth dongle



Manual

Additional Components (purchased separately)



Additional inner mesh

Before Getting Started

Be sure to read the user manual before using the product to ensure safe and proper use of the product.

- Please read the bHaptics Limited Warranty before using the product.
- Do not use the product for any purpose other than the intended purpose.
- Do not attempt to modify, disassemble or repair the product.
- Do not drop the product or subject the product to other forms of strong impacts.
- Users with sensitive skin should not wear the product directly on the skin.
- Excessive pulling on the main strap while wearing the product may irritate the body.
- This product is not waterproof. Store the product in a dry place free from humidity and moisture.
- The main body contains electronic components and must not be washed in water under any circumstances. Remove the mesh lining from the body and lightly wash the lining with a mild laundry detergent. (Machine washing is allowed, however, do not use strong chemicals or detergents, such as chlorine and bleach, to wash the lining.
- The latest user manual for the device and related software can be found at www.bhaptics.com/support



Quick Start Guide





1) Install and Run bHaptics Player

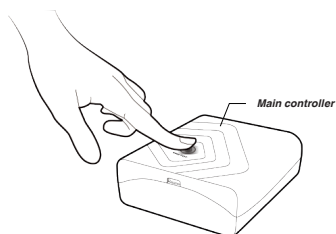
www.bhaptics.com/support

 Install software according to the OS version of your PC. Installing improper software may result in an error.

2) Startup and Pairing

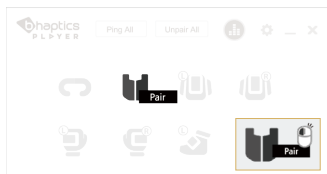
Press the power button to turn on the device and pair with PC or Mobile.

[Startup]

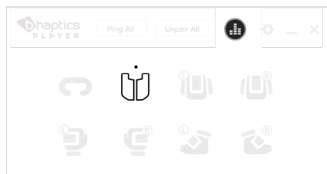


Once the power is turned on, the LED status display will blink blue as it waits for pairing.

[Connecting]







In the bHaptics Player, right-click the icon of the device you wish to connect with and click the "Pair" button



Once connected, the icon and LED status display will turn yellow.

3) Product Fitting

When putting on the product, be sure to adhere to the following guidelines to avoid damaging or breaking the product.

1  <p>Open the front zipper and loosen the main strap on the back.</p>	2  <p>After putting the product on, pull the zipper all the way up.</p>
3  <p>Pull both sides of the main strap and adjust for proper body fitting.</p>	4  <p>Attach the left strap to the rear velcro, then cover the left strap by attaching the right strap on top of it.</p>

4) Compatible Content

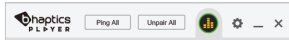
TACTOT can be used to enjoy Natively Support Content¹⁾ or to add haptic feedback to Audio to Haptic Support Content with the bHaptics Player's "Audio to Haptic"²⁾ feature.



When enjoying Natively Supported Content, the "Audio to Haptic" feature must be disabled to experience the haptic feedback for said content.



Off



On

1) For more information regarding natively supported content and other types of content, please refer to p.18 in this manual

2) Please see p.14 of this manual for more information about Audio-to-Haptic.



03

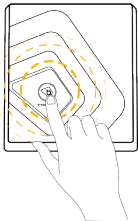
Product Usage

- (1) Check Product Status
- (2) Product Charging
- (3) PLAY



1 Check Product Status

You can check the current status of the device by the color of the main controller's LED status display.



Color	LED Status
Red	Charging
Blue blinking	Awaiting Pairing
Yellow	Paired
White	Fully Charged

2 Product Charging

Up to 2A charging is available with the included cable. With 2A charging current, it will take about 4.5 hours to charge the vest fully.

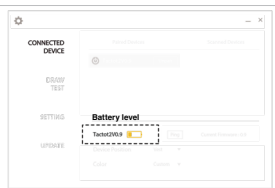
[Charging]

Connect the included USB cable to the main controller charging port.

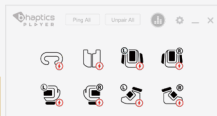


[Check Battery Level]

bHaptics Player → Settings (⚙️) → Connected Device
→ Click device name → Next to the device name in the lower panel.



*When battery is low, the LED status indicator will turn red and (🔋) symbol will be displayed on top of the device icon of bHaptics Player.



3 PLAY

TACTOT can be used to enjoy both natively supported content and Audio to Haptic Support Content.

[Natively Support Content]

Content which natively supports customized haptic feedback, to deliver the optimal haptic feedback to the user based on the situation and context.

For more information on various natively support content, including SteamVR for personal usage as well as LBVR for VR Arcades, please visit <https://www.bhaptics.com/support>



Be sure to disable the "Audio to Haptic" feature. Leaving the feature on will deliver automatic feedback generated by the "Audio to Haptic" function instead of the content's intended feedback.

[Audio-to-Haptic Support Content]

Other types of content, including movies, music, PC games, VR content, etc., can also be experienced with haptic feedback by using the Audio-to-Haptic function, which automatically generates haptic feedback based on the content's audio.

**Refer to p.18 for details*

04

bHaptics Player

- (1) Device Pairing
- (2) Feedback Test
- (3) Audio to Haptic
- (4) Software Update
- (5) Check Device Information
- (6) Settings



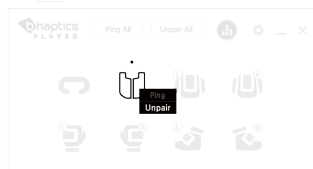
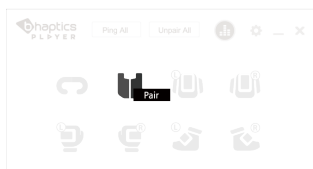


The bHaptics Player is an essential software which connects PC/laptop/mobile with a haptic device and delivers the content's haptic feedback to the device.

Feedback test, Audio to Haptic, software updates, view device information, and settings configuration panels can also be found here.

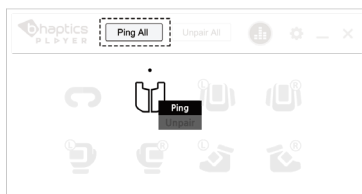
1 Device Pairing

Right-click device icon → Pair/Unpair allows you to connect or disconnect a device.



2 Feedback Test

After connecting a device, Ping or Draw Test can be used to test whether the device is working properly.



Right-click → Click Ping or 

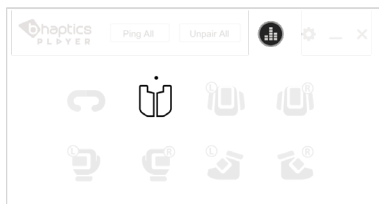


Settings () → Draw Test

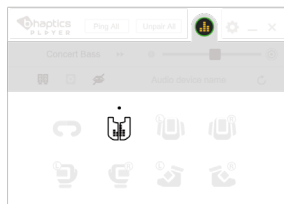
3 Audio to Haptic

Audio to Haptics feature on bHaptics Player allows you to enjoy every content including PC games, music and movies. This feature automatically generates real time haptic feedback based on audio signals.

(1) Activate Audio to Haptic feature



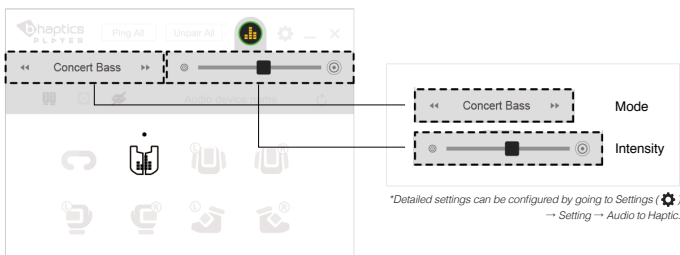
Click the Audio to Haptic icon.



When activated, an animation will play on the connected device icon.

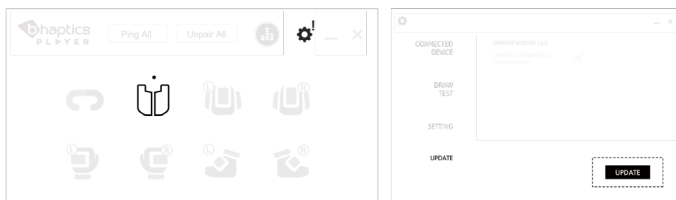
(2) Mode/Intensity Settings

Various modes and haptic levels can be configured based on the content.



4 Software Update

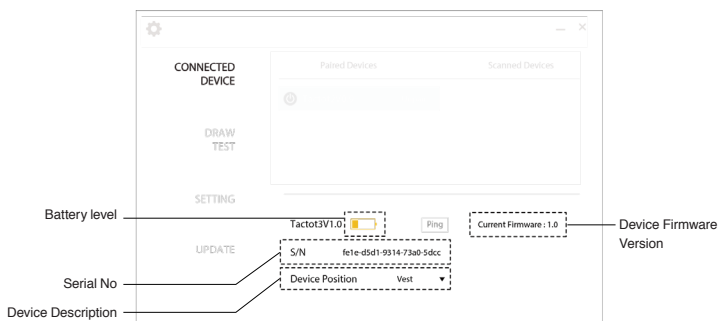
If an update is available, a "!" symbol will be displayed on top of the settings icon. (⚙️)
Click Settings Icon (⚙️) → Update Menu → Click **UPDATE** to update the software.



*Settings (⚙️) → Update → Check "Update Automatically" to automatically update when a new update is available.

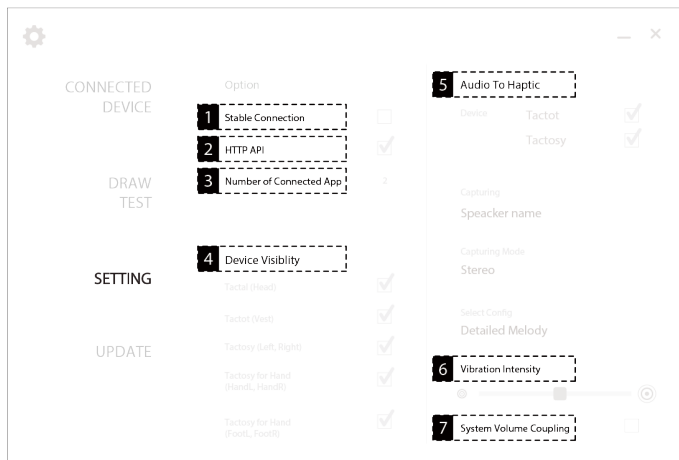
5 Check Device Information

Connect bHaptics Player to the device, then go to Settings (⚙️) → Connected Device → Click device name to check detailed device information.



6 Settings

Settings (⚙️) → SETTING. Allows for configuration of the settings of the device and the bHaptics Player.



1 Stable Connection

Stabilizes device-PC communication in environments with high Wi-Fi interference
*Using this function will cause device communication speed to become 2 times slower.

2 HTTP API

Remote control for bHaptics Player via HTTP

3 Number of Connected Apps

The number of applications currently connected to the bHaptics Player

4 Device Visibility

Displays/hides device icon on the main screen

5 Audio to Haptic

Audio to Haptic settings and controls

6 Vibration Intensity

Adjusts intensity of haptic feedback

7 System Volume Coupling

Automatically adjust the intensity of haptic feedback in accordance with the level of system volume when using the Audio to Haptic feature.

05+

Appendix

- (1) Product Specifications
- (2) Support for Content Developers
- (3) Health and Safety Precautions
- (4) Product Usage Precautions
- (5) Product Care Precautions



1 Product Specifications

Product Name	TACTOT
Model Name	BHTTT0100
Main Functions	Replicate and deliver stimulation through vibrotactile feedback
Feedback Point	Total: 40 (front: 20, rear: 20)
Size	26–50 inches (based on upper body circumference)
Weight	1.7kg
Operation Time	15 hours (Measured when all feedback points operating for 1 second every 10 seconds with maximum intensity.)
Operational Temperature	-5–40 °C
Operational Relative Humidity	From 5% to approx. 90%
Wireless Frequency	2.402 - 2.480GHz(Bluetooth LE)
Peak Output Power	0.299mW
Connection type	Bluetooth Low Energy(BLE)
Battery	3.65V, 8,250mAh, 30.1Wh
Charging type	5V, 2A max

2 Support for Content Developers

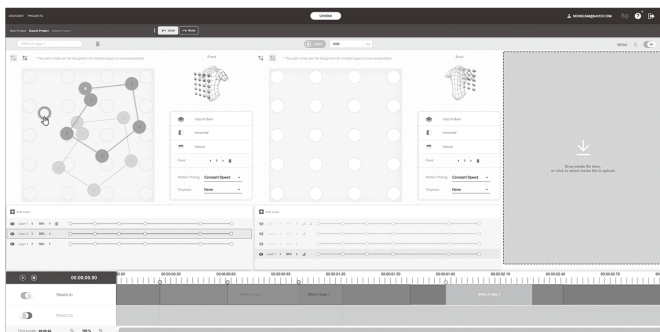
www.bhaptics.com/developers

We provide dedicated software so that content developers can easily create haptic patterns and apply these patterns to their content.

[bHaptics Designer]



A web-based haptic feedback creation tool that allows content developers to create and apply haptic feedback directly to their content. Selecting the haptic feedback points displayed on the screen and setting the intensity/length of the haptic feedback points allows developers to quickly and easily create and use haptic patterns to insert into their games without the need for coding. <http://designer.bhaptics.com>



[SDK]



A Software Development Kit (SDK) for both Unity 3D and Unreal Engine 4 is provided for content developers. The latest version of the SDKs can be downloaded from www.bhaptics.com/support or from the corresponding SDK website. For more information, please refer to the manual that accompanies the respective plug-in.

For SDKs needed for other platforms, please contact us at support@bhaptics.com.

3 HEALTH AND SAFETY WARNINGS

Before using the product, please carefully read this manual and the warnings below to ensure the safety of all users and to minimize the problems that may occur during using the product.



Before Using the Product

Please read and follow all the instructions and warnings for set up and operating of the product.

- Be sure to use recommended hardware, software and certified devices, accessories. If you don't, it may result in device performance or safety issues.
- Do not use the product if you have muscle aches, headache, colds, hangover, stress, intoxicated or while taking any kind of medicine.
- If you are pregnant, elderly, mentally ill or suffering from heart disease or spinal/skin/muscle diseases, please consult your doctor before using the product.



Always use in a safe environment to secure physical and mental safety and prevent damage to property.

- You may experience reflex actions when startled by haptic feedback of the product, so please be sure to check your surroundings before use the product.
- Before using the product clean up the things that may cause serious injuries such as sharp objects and furniture, and always pay special attention while using the product.
- Never handle dangerous goods such as fire, knives, hot water, etc. while using the product, and do not use the product in situations that require attention such as bicycling, driving or walking and in unstable locations such as car, train or bus.
- Be careful that people, pets and other obstacles do not suddenly appear during use of the product.
- Please take special care in handling and storing the USB charging cable because it may wrap around the children's neck and cause injury.

⚠ If you have any of the following disease, please be careful about using the product.

- | | |
|--------------------------|---|
| • Heart Disease | If you are startled by the haptic feedback from the product, it can be hard on your heart. Therefore, please consult your doctor before use the product. |
| • Respiratory Disease | Excessive tightening of the main strap may cause breath problems or seizures. |
| • Spine / Muscle Disease | When strong haptic feedback is delivered to your body, it can affect your muscles and spine. Please consult your doctor before use and do not use the product for too long. |
| • Skin Disease | Do not put on the product on bare skin if you have sensitive or weak skin(especially, children). If haptic feedback is delivered to the bare skin directly, it may cause itching, rash or swelling of skin. |


⚠ If you experience any of the following symptoms, discontinue use immediately and consult your doctor.


- Immediately stop using the product and take a rest if you experience any of following symptoms : difficulty in breathing, dizziness, seizures, muscle cramps or stiffness, skin burning, excessive sweating, headache, fatigue, involuntary movements, nausea, swelling, itching or rashes.
- Do not do any activities that may cause serious consequences(any activities that may cause death, personal injury or damage to property) and don't use the product until symptoms described above are relieved.
- If symptoms persist, consult your doctor and you have to get your doctor's approval to use the product again.
- You may be more sensitive to specific content, therefore remember the type of content you were using while you experience those symptoms and please take special care when you use that type of content.


⚠ To prevent cross-contamination of infectious diseases (conjunctivitis, dermatitis and etc.) do not share the product with people with the disease. And please clean the inside and outside of the product with an antimicrobial cloth for every use.


⚠ To prevent electric shock do not disassemble, modify or open any of the product components and do not use the product if any cable is damaged or any wires are exposed.


4 PRECAUTIONS FOR THE USAGE


-  **Use the product only for its intended purpose.**


-  **Do not disassemble or modify the product. If the product is broken or damaged(especially cable is damaged or the wire is exposed) do not use and ask for repairs from the official service center.**

-  **Be sure to use accessories and parts that bHaptics Inc. provides, or get approval before using. If not, we cannot guarantee the safety of the user and we are not responsible for any damage caused by this.**

-  **Take a rest between uses even if you do not think you need it. And if you feel discomfort, take longer and more frequent breaks.**

-  **Do not cause a strong impact to the product. (do not drop the product or place a heavy object on it.)**

-  **The recommended environments for stable operation are as follows.**
 - Temperature : 10~35°C, Humidity : 20~80%
 - Do not use the produce in dusty places

-  **You may get zapped when you use the product in a dry place. This is caused by static electricity, and not a product malfunction.**

⚠ Stop using the product immediately when you have an allergic reaction to the cloths or metals of the product.

⚠ The product contains magnets and Bluetooth which emit radio waves. These may affect medical devices and other electronics, and it may cause malfunction of the electronics, injury to a person, or damage to property. Therefore, do not use the product in hospitals or any transportation, including aircrafts and automobiles.

⚠ Please consult your doctor before using the product if you have had a pacemaker or any other medical devices implanted into your body. Stop using the product as soon as you experience interference between the product and your medical device(s).

⚠ Please follow the instructions below when pairing via Bluetooth.

- When pairing, place the product near your PC, laptop, or mobile. If not, the product can be connected to a different device or can fail to pair with your choice of device.
- To secure a stable connection between the product and your device, remove any obstacles in between and use the product within the Bluetooth range.
- Bluetooth uses the same frequency band as some industrial, scientific, medical devices and electronics, and low power devices such as wireless LAN, which may cause electronic interference between devices.
- The product may not be compatible with some devices, including those that are not approved by the Bluetooth Special Interest Group (SIG)
- Do not use Bluetooth for illegal purposes(ex. Pirating copies, illegal public transmission and etc.)
- Do not use the product if you have had medical devices, such as pacemaker, implanted into your body or if there is a person with such medical devices is near you. If you have to use the product inevitably, be sure to maintain at least 15cm distance between the product and the pacemaker.

5 MAINTENANCE INFORMATION

⚠ Keep the product in the following environment to prevent degradation of the product.

- Keep the product in cool and dry place.
(Recommended storage temperature: -5~40°C, 5~90% humidity)
- Do not expose the product to dust, smoke or steam.
- Store the product inside the packaging box when not in use.

⚠ Do not allow liquid, small particles or other foreign objects to get into the product. If the product is contaminated with these substances, turn off the product immediately.

⚠ Keep this product out of reach of small children and pet. Small children may swallow small parts or may wrap the cables around themselves, which may inflict injury or cause an accident or a malfunction. Please consult with the doctor immediately if the parts were swollen.

⚠ Never leave or store the product folded and crumpled. Keep the product in a safe place.

Take special care with the parts specified in the below diagram parts including haptic modules and wires. If these parts were crumpled or exposed to liquid, the product can be damaged easily.

[Safety Rules for Maintenance]



⚠ Do not dispose the product in a fire. Never place the product near the heating equipment or high voltage appliances. For disposal of the product, please follow the disposal regulations of the place of disposal.

⚠ If damaged or malfunctioning, stop use immediately and contact bhaptics official service center. Attempts to repair via unauthorized repair services may further damage the product and your warranty may become void.

⚠ When used by multiple players, maintain hygienic use of product by washing or replacing the inner mesh lining periodically.

⚠ The product is non-washable electronic product (Only inner mesh lining can be detached and washed.) If contaminated, gently cleanse with soft cloth with small drops of water.

Do not use strong chemicals such as solvents, cleaners, chemically treated cloth etc to clean the product and inner mesh lining. Avoiding use of these chemicals will prevent the product exterior from deteriorating or becoming discolored.

⚠ Inner mesh lining can be detached, and machine washed with neutral detergent. (Frequent machine wash can result in deterioration)

Set the temperature setting of the dryer machine to "low" to prevent deterioration of the product.

[Detaching mesh lining]



Mesh lining : Washable



Body : Non-washable

6 Limited Customer Warranty

Read this information before using your device.

By using your bHaptics product, you agree to the limited warranty.

If you do not accept this limited warranty, do not use your bHaptics product.

Instead, Please return it to bHaptics or the retailer from whom you purchased it within the return period stated in bHaptics return policy (Found at www.bhaptics.com/support) for refund.

• Intellectual Property

All Intellectual Property, as defined below, owned by or which is otherwise the property of bHaptics or its respective suppliers relating to the Product, including but not limited to, accessories, parts, or software relating thereto, is proprietary to bHaptics and protected under international treaty provisions, country laws, federal laws, and states laws. Intellectual Property includes, but is not limited to, inventions (patentable or unpatentable), patents, trade secrets, copyrights, software, computer programs, and related documentation and other works of authorship.

You may not infringe or otherwise violate the rights secured by the Intellectual Property. Moreover, you agree that you will not (and will not attempt to) modify, prepare derivative works of, reverse engineer, decompile, disassemble, or otherwise attempt to create source code from the software. No title to or ownership in the Intellectual Property is transferred to you. All applicable rights of the Intellectual Property shall remain with bHaptics and its suppliers.

• Who is this warranty from?

This limited consumer warranty (the "Warranty") is issued by bHaptics Inc. of Bldg 3 Unit 503, 70, Yuseong-daero 1689beon-gil, Yuseong-gu, Daejeon, Republic of Korea (34047) ("bHaptics", "we", "us").

• Who is this warranty to?

bHaptics issues this warranty to you, as a consumer who has purchased a new, covered product from bHaptics or an authorized retailer ("you"). This Warranty is not available to products that were purchased from any source other than bHaptics or an authorized retailer.

This Warranty applies only to those countries to which bHaptics ships and supports. For information about the countries bHaptics supports, go to www.bhaptics.com/support.

• What is covered by this limited warranty and for how long?

This Warranty covers defects and malfunctions in the new bHaptics product(s) it accompanies (the "Product"). We warrant that the Product will, under normal and intended use, function substantially in accordance with our technical specifications or accompanying product documentation (the "Warranted Functionality") during the Warranty Period.

This limited Warranty continues for one (1) year from the date of purchase or deliver of the Product, whichever is later (the "Warranty Period"). However, if you purchase the Product from within the EU or EFTA, the Warranty Period shall be two (2) years.

If and to the extent the Product needs bHaptics software or services to achieve the Warranted Functionality, we will make and keep software and services available during the Warranty Period. We may update, modify or limit such software and services in our sole discretion so long as we continue to maintain (or exceed) the Warranted Functionality.

This Warranty gives you specific legal rights, and you may also have other rights, which vary from country to country (or by state or province). This Warranty is in addition to, and does not affect any rights you have under the laws in your jurisdiction concerning the sale of consumer goods.

• What is not covered by this limited warranty?

This limited Warranty does not apply: (i) if the Product serial number, the date code or the water indicator has been removed, erased, defaced, or altered, or is illegible; (ii) to any deterioration of the cosmetic appearance of the Product due to normal wear and tear; (iii) to rips and peeling of textile elements, straps, or zippers; (iv) to protective coatings that are designed to diminish over time or batteries, unless failure has occurred due to a defect in materials or workmanship; (v) to damage caused by misuse, accident (e.g. accidental physical impact, exposure to liquid, food or other contaminants, etc.), neglect, abuse, forces of nature, or other actions beyond the reasonable control of bHaptics (including but not limited to deficiencies in consumable parts) unless the defect was caused directly by a malfunction; (vi) to damage caused by improper or unauthorized repair or other modification, tampering, or use with unsuitable equipment, devices, software, services or other unauthorized third-party item(s); (vii) to used or resold products; (viii) to Products purchased from sources other than bHaptics or a bHaptics authorized retailer (including non-authorized online auctions); (ix) to use of the Product in violation of any laws, regulations or ordinances in effect where the Product is used; (x) to features or performance parameters pertaining to any software or services beyond the Warranted Functionality of the Product.

This Warranty does not include any specific guarantees that the product will be error-free, or regarding uptime or continued availability, data security features of software or online accounts, or that any software, firmware or online sites will function uninterrupted or error-free.

• What will bHaptics do if there is a problem with the product?

If your Product is defective or malfunctioning, we will either repair or replace that Product, or update software or services, so that the Product performs substantially according to the Warranted Functionality. The approach taken to resolve any issues will be at our sole choice. If we determine that a product should be replaced, the replacement may be a new, refurbished, or remanufactured Product. If we determine, in our sole discretion, that none of the listed means are reasonable to correct for a defect or malfunction, then we may refund to you the price you paid to purchase the Product.

Any repaired or replaced Product will continue to be covered by this Warranty for the remainder of the original Warranty Period or ninety (90) days following your receipt of the replacement or repaired Product, whichever is greater.

• What must you do to obtain warranty service?

In the event of a perceived malfunction in the Product, please visit us at www.bhaptics.com/support to get helpful services, the user manuals and contact information, and to submit a claim form to obtain warranty service.

If it is necessary for you to send your Product in for service, we will provide you with a pre-addressed shipping label, and you will have to send the Product in an adequate container for shipping, accompanied by the sales receipt or comparable proof of purchase showing the original date of purchase by the first consumer purchaser, the serial number of the Product and the seller's name and address.

You may be required to pay the cost of shipping the Product to us, and by sending the Product, you agree to transfer ownership of that Product to bHaptics. When we receive the Product, we will determine if there is a defect or malfunction covered by this Warranty. If we find a defect or malfunction covered by this Warranty, we will repair or replace the Product to provide the Warranted Functionality, and we will send the repaired Product, if any, to you at our cost. We may not return the original Product to you.

If we are unable to verify your proof of purchase in advance, and you send us a Product without a valid proof of purchase, then we reserve the right to return the Product to you at your cost, subject to prepayment, or, if such costs are not prepaid, we will keep the Product for thirty (30) days for your pick-up before it is disposed of.

- **What are the limits on bHaptics' liability?**

TO THE EXTENT PERMITTED BY LAW, THIS LIMITED WARRANTY AND THE REMEDIES SET FORTH ARE EXCLUSIVE AND IN LIEU OF ALL OTHER WARRANTIES, REMEDIES, AND CONDITIONS. BHAPTICS LIMITS THE DURATION AND REMEDIES OF ALL STATUTORY AND IMPLIED WARRANTIES, INCLUDING WITHOUT LIMITATION, WARRANTIES OF MERCHANTABILITY AND FITNESS FOR A PARTICULAR PURPOSE AND WARRANTIES AGAINST HIDDEN OR LATENT DEFECTS TO THE DURATION OF THIS WARRANTY AND, AT BHAPTICS' OPTION, THE REPAIR OR REPLACEMENT SERVICES DESCRIBED BELOW. IN NO EVENT SHALL BHAPTICS BE LIABLE FOR DAMAGES IN EXCESS OF THE PURCHASE PRICE OF THE PRODUCT OR FOR, WITHOUT LIMITATION, COMMERCIAL LOSS OF ANY SORT; LOSS OF USE, TIME, DATA, REPUTATION, OPPORTUNITY, GOODWILL, PROFITS OR SAVINGS; INCONVENIENCE; INCIDENTAL, SPECIAL, CONSEQUENTIAL OR PUNITIVE DAMAGES; OR DAMAGES ARISING FROM THE USE OR INABILITY TO USE THE PRODUCT.

Some countries and jurisdictions (states and provinces) do not allow limitations on how long an implied warranty lasts, or the disclaimer or limitation of incidental or consequential damages, so the above limitations and disclaimers may not apply to you.

- **SEVERABILITY**

If any portion of this Limited Warranty is held to be illegal or unenforceable, such partial illegality or unenforceability shall not affect the enforceability of the remainder of the Limited Warranty.

- **GENERAL**

Nothing contained in the user manual or any other document shall be construed to create an express warranty of any kind with respect to the Product. No agent, employee, dealer, representative or reseller is authorized to modify or extend this Limited Warranty or to make binding representations or claims, whether in advertising, presentations or otherwise, on behalf of bHaptics regarding the Products or this Limited Warranty.

FCC Warning

This equipment has been tested and found to comply with the limits for a Class B digital device, pursuant to part 15C of the FCC Rules. These limits are designed to provide reasonable protection against harmful interference in a residential installation. This equipment generates, uses and can radiate radio frequency energy and, if not installed and used in accordance with the instructions, may cause harmful interference to radio communications. However, there is no guarantee that interference will not occur in a particular installation. If this equipment does cause harmful interference to radio or television reception, which can be determined by turning the equipment off and on, the user is encouraged to try to correct the interference by one or more of the following measures:

- Reorient or relocate the receiving antenna.
- Increase the separation between the equipment and receiver.
- Connect the equipment into an outlet on a circuit different from that to which the receiver is connected.
- Consult the dealer or an experienced radio/TV technician for help.

Caution : Any changes or modifications to this device not explicitly approved by manufacturer could void your authority to operate this equipment.

NOTICE

- The descriptions, images and screenshots in this manual can be different depending on the device software version.
- The tutorial video of HW and SW is available on official Youtube channel
www.youtube.com/bhaptics
- You can request repair service and check FAQ in customer support center.
<https://www.bhaptics.com/support>

EU Compliance

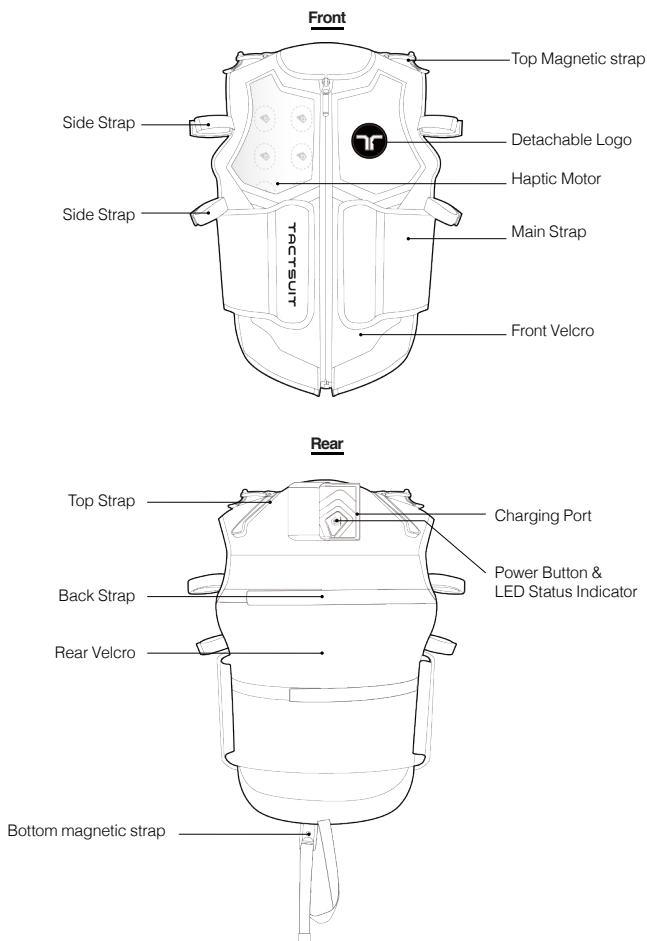
Hereby bHaptics Inc. declares that the TACTOT is in compliance with Directive 2014/53/EU. The full text of the EU declaration of conformity is available at the following internet address : <http://bhaptics.com/legal>

IC Warning

"This device complies with Industry Canada license exempt RSS standard(s)." Operation is subject to the following conditions: (1) this device may not cause interference, and (2) this device must accept any interference, including interference that may cause undesired operation of the device.

01 BHTTT0200 Model

Component Names



Product Fitting

1



Loosen the main strap in the front and completely unzip the front zipper.

2



After putting the product on, pull the zipper all the way up.

3



Pull both sides of the main strap and adjust for proper body fitting.

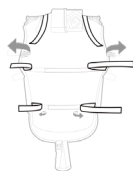
4



First attach the left strap to the front Velcro, then cover the left strap by attaching the right strap over it.

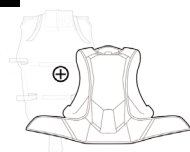
How to Attach a Backpack PC to the Product

1



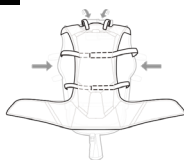
Loosen and remove all the straps from the top and back of the product.

2



Place a backpack PC mount on the back of the product.

3



Fasten the top and back straps in order to firmly hold the mount in place.

4



Wrap the bottom magnetic strap around the backpack PC mount and buckle the strap.

5



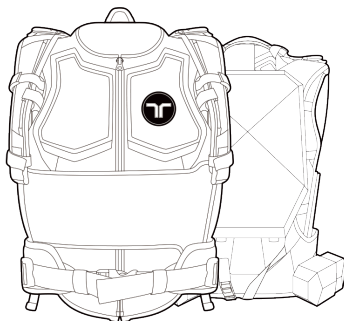
Fasten the top magnetic straps.

6



Turn the product over and fasten all the side straps of the product onto the shoulder straps of the backpack PC.

Finish!



Product inquiries

contact@bhaptics.com
+82-42-867-2468



R 210-122927



R-C-bha-BHTTT0100

IC : 24747-BHTTT0100

CMIIT ID : 2018DJ7461



2AJ6BBHTTT0100

This device complies with part 15 of the FCC Rules. Operation is subject to the following two conditions: (1) This device may not cause harmful interference, and (2) this device must accept any interference received, including interference that may cause undesired operation.

Bldg 3 Unit 503 , 70, Yuseong-daero 1689beon-gil, Yuseong-gu, Daejeon, Republic of Korea (34047)

Company	bHaptics Inc.
Apparatus/Product Name	TACTOT
Model Name	BHTTT0100
Manufacturer	bHaptics Inc.
Country of Origin	Republic of Korea



©2019 bHaptics Inc. All rights Reserved.

Trademarks

- TACTOT, TACTSUIT logo, bHaptics, bHaptics logo and all other product and services names of bHaptics are registered trademarks of bHaptics Inc.
- All company/product/service names, trademarks are copyright material of their respective owners. And use of those trademarks in this document doesn't mean affiliation, cooperation or endorsement with bHaptics Inc.
- Not all marks are used in this manual.

Copyright

- This manual is protected under international copyright laws. Any part of this user manual is permitted to reproduce, translate, distribute or transmit in any form or by any means, including photocopying, recording, or other electronic or mechanical methods, without the prior written permission of bHaptics Inc.



contact@bhaptics.com